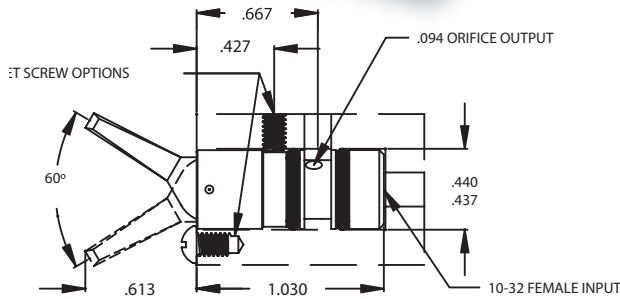



# MANIFOLD CARTRIDGE - TOGGLE VALVE



## Design Considerations

The Special Toggle Valve Series promotes a compact Normally Closed design with multiple configurations to fit the exact end use application. The Toggle Valves are available with Detented or Momentary Handles, and with 2-Way (Non-Exhausting) or 3-Way (Exhausting) 10-32 Female porting. The 3-Way (Exhausting) Toggle Valves relieve air around the handle.

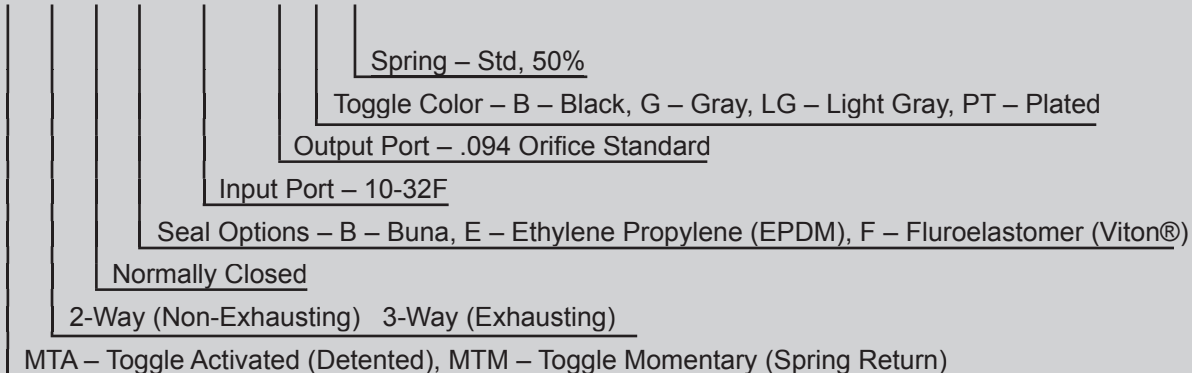
## Specifications

Body: Electroless Nickel Plated Brass  
 Stem: Brass  
 Spring: 302 Stainless Steel

Maximum Operating Pressure – 0 - 125 psi  
 Maximum Operating Temperature – -25°F to 180°F  
 Flow Rate – 2.5 SCFM @ 50 psi  
 Toggle Actuation Force – Tested at 50 psi  
 Std Spring, 9 oz. Detented, 1 lb 3 oz. Momentary

## Example of How to Order

MTA 2 NC-B,10-32F, . , B, \*



\*\*\* Specify asterisk items only if other than standard