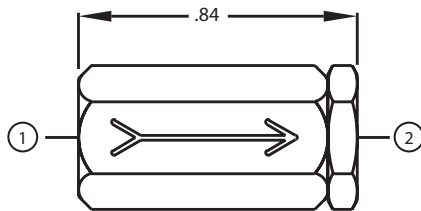



110 UNIVERSAL CHECK VALVE



PORT DEFINITIONS
 1. 10-32 Female Input
 2. 10-32 Female Output

Design Considerations

The 110 Check Valve Series promotes a compact design with multiple end configurations to fit the exact end use application. The 110 Check Valves incorporate a Guided Piston with an embedded o-ring that seals on the seat, providing a positive seal at low back pressure or a slight vacuum. The 110 check Valves have a 1 psi Cracking Pressure and are rated to 125 psi. A 1 psi Hastelloy Spring is available for chemical resistance applications.

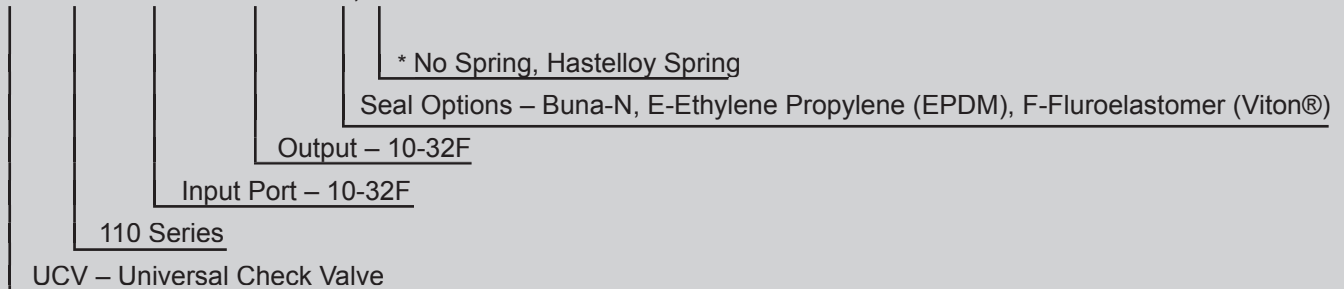
Specifications

Body & Piston: Electroless Nickel Plated Brass
 Spring: 302 Stainless Steel

Maximum Operating Pressure – 0 - 125 psi
 Maximum Operating Temperature – -25°F to 180°F
 Flow Rate – 2.0 SCFM @ 50 psi

Example of How to Order

UCV 110-10-32F/10-32F-B, *



*** Specify asterisk items only if other than standard